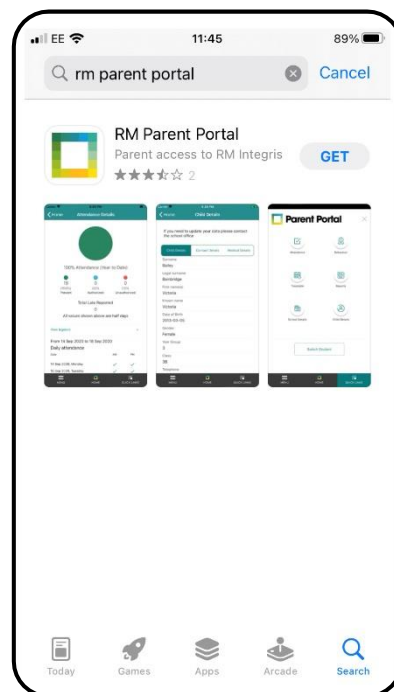
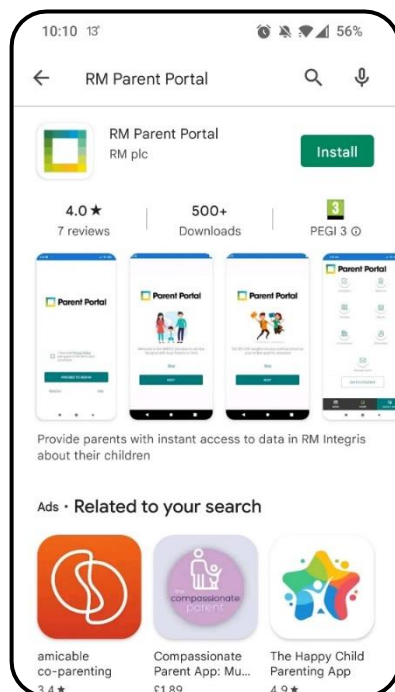


RM Parent Portal App: Install & Open

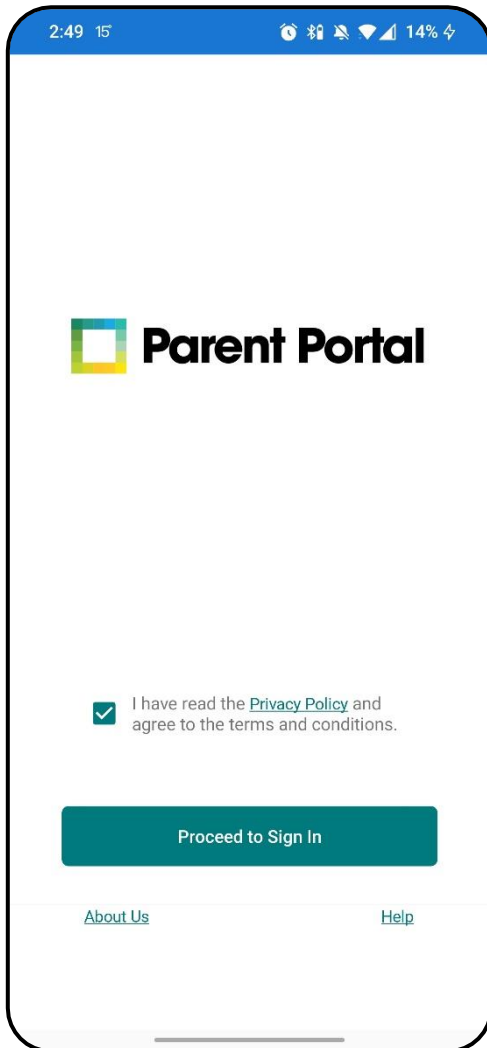
Once you have created a login, you will now be able to download and log in to the RM Parent Portal app. The RM Parent Portal app enables you to view all of your child's key information from your smartphone. With regular updates, RM Parent Portal is the easiest way to be engaged with your child's school.

Installing the App


1. Go to the Google Play Store on your Android device or the App Store if you have an Apple device.
2. Search for "RM Parent Portal"
3. Click on the 'Install' on an Android device or 'Get' on an Apple device.



4. Press “Open” when the download is complete.
5. You will be presented with a landing page. Please tick the box to confirm you have read the Privacy Policy and agree to the terms and conditions.
6. Enter your email address and the password you created and then click “Sign In” to log in to the RM Parent Portal app.



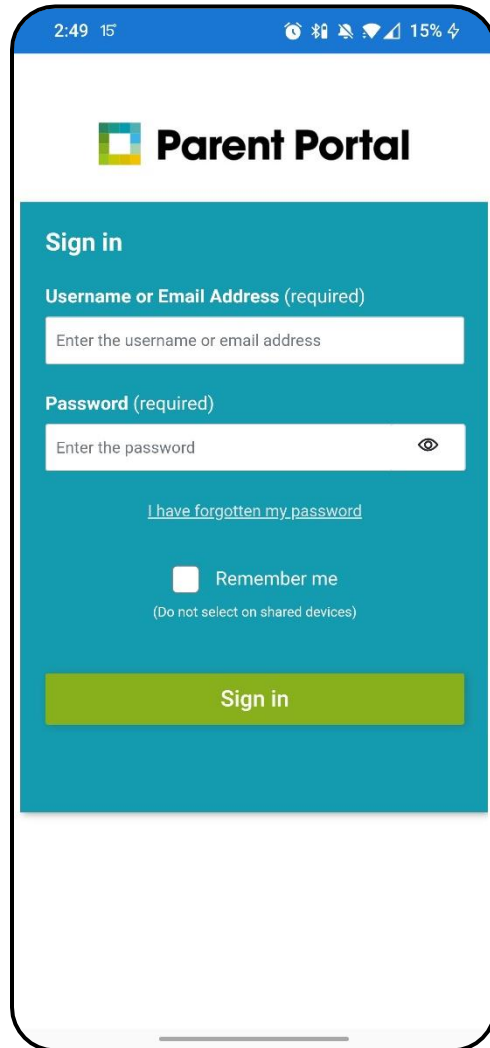
2:49 15%

 **Parent Portal**


☒ I have read the [Privacy Policy](#) and agree to the terms and conditions.

[About Us](#) [Help](#)

Proceed to Sign In



2:49 15%


 **Parent Portal**

Sign in

Username or Email Address (required)

Enter the username or email address

Password (required)

Enter the password 

[I have forgotten my password](#)

☐ Remember me
(Do not select on shared devices)

Sign in